

kirloskar
powergen

NATURAL GAS GENSET 15 - 500 kVA



Better power for a

limitless

Tomorrow



Cleaner . Reliable . Flexible




A RICH HERITAGE OF OVER A CENTURY OF ENGINEERING EXCELLENCE.

Kirloskar power generating sets prioritize user experience, delivering exceptional features and benefits. Streamlined installation and enhanced dependability to expedited service, reduced maintenance costs, and optimized performance.

Kirloskar Powergen sets itself apart with groundbreaking engineering that establishes new industry benchmarks.

limitless POTENTIAL, SUSTAINABLE PRACTICES

Our state-of-the-art manufacturing facility embodies our commitment to sustainable practices. We partner with nature to power the facility itself, transforming waste into valuable resources. This focus on sustainability inspires both our workforce and surrounding communities. It's here, where cutting-edge technology meets exceptional skills, that we engineer solutions to empower limitless possibilities.



Discover our Plant with a
QR Code Scan.



BENEFITS

READY TO USE GENSET - PLUG & PLAY

CONSISTENT FUEL QUALITY

LOWER OPERATING COST

ELECTRONIC ECU & CARBURATION SYSTEM



The versatile power generator solution



FOOD INDUSTRY



HEALTHCARE



HOSPITALITY



MANUFACTURING



REAL ESTATE

TECHNICAL SPECIFICATIONS

Prime Rating at rated rpm <small>(as per ISO 8528)</small>	kVA	15 (ESP)	30	58.5	125	250	500
	kW	12	24	46.8	100	200	400
Genset Model		KG4-15AS NG1	KG4-30WS NG1	KG4-58.5WS NG1	KG4-125WS NG1	KG4-250WS NG1	KG4-500WS NG1
Frequency	Hz	50					
Power factor	lagging	0.8					
Voltage	V	230 (1Ø) & 415 (3Ø)			415 (3Ø)		
Steady-state Governing class <small>(As per ISO 8528-5)</small>		G3					
Noise level @ 75% rated load	dBA	< 75 @ 1 meter					
Fuel consumption* <small>At 100% 75% 50%</small>	SCM / Hr	4 3.5 3.1	9.1 7.1 5.5	15.5 12.5 9.9	29.3 23.2 17.8	58.8 47.2 35.7	72.2 58.5 47.2
Inlet Gas pressure requirement	Min (Bar)	1	1	0.5	0.5	1	1
	Max (Bar)	4	4	4	4	4	4
Weight of Genset with Canopy approx^ <small>Dry</small>	Kg	850	1100	2500	3600	5700	7800
Overall dimensions of genset <small>LxWxH</small>	mm	1740 x 1050 x 1410	2550 x 1122 x 1410	3325 x 1225 x 1800	3750 x 1500 x 1980	5100 x 2000 x 2410	6518 x 2123 x 2708
Electrical battery starting voltage	Volts-DC	12	12	12	24	24	24

ENGINE

Engine Model		HA294 NG1	3R1040 NG1	6R1080 NG1	SL90TA NG1	DV8TA NG1	DV12TA NG1
Rated output	kW	15.1	30.1	54.4	114.7	228	447.2
	HP	20.5	42	74	156	310	608
No. of cylinder	Number	2	3	6	6	8	12
Cubic capacity	Ltrs.	1.89	3.1	6.49	8.86	15.92	23.89
Bore x Stroke	mm	100 x 120	105X20	105 x 125	118x135	130x150	130x150
Rated speed	rpm	1500					
Aspiration	NA/TC/TA	NA	NA	NA	TA	TA	TA
Lube Oil change period	hrs.	500					
Lube oil sump capacity	Ltrs.	5	9	17	27	46	78
Coolant capacity	Ltrs.	NA	14	25	30	30	145

ALTERNATOR

Insulation Class		Class H					
Alternator efficiency (at 100% load) 0.8 pf	%	86	82.2	91	92.5	92.5	94.6
Max voltage dip at full load 0.8 pf lag		< 20 %					
Max time to build up rated voltage at rated RPM		< 5 sec provided engine reach the rated speed					

- The maximum power of engines is declared at NTP conditions and an appropriate deration factor will be applicable with respect to Natural Gas genset site altitude and ambient air conditions.
- The effect of the fuel quality should also take into account on performance. i.e. Methane %: Min 88% & Calorific Value of Fuel: Min 8500 Kcal/m3.
- A tolerance of +/- 5% will applicable as per IS 8528 Standard. Dimensions are approximate and vary with options. ^ Genset weight tolerance 50 Kg.
- SB- Standby SCM- Standard Cubic Meter Minimum 70 methane number required Above specifications are subject to change without prior notice due to continuous technical development.

CPCB IV+

Natural Gas Genset (15-500 kVA)

Exhaust System

- In built catalytic convertor as standard scope
- Residential silencer with Protection cover
- Latest CPCB compliant exhaust System

Controller


- Microprocessor based KG 645 controller
- Graphical LCD display
- Best in class Monitoring & diagnostic capability
- Integrable with AMF & Communication compatible

Engine

- Fully Electronic controlled Engine
- Higher Cubic capacity results higher block loading
- Electronic carburation system for correct AFR
- Efficient HT Coil & Spark plugs for precise ignition
- Best in class fuel efficiency

Gas Train

- CPCB approved Gas train inside acoustic enclosure
- Consist of Gas filter, Solenoid & PRVs.
- Designed & developed to suit for genset application



KIRLOSKAR POWERGEN PRODUCT PORTFOLIO

3 kW - 10 MW / 12500 kVA

Kirloskar Powergen Advanced Manufactured Gensets

kVA	Fuel	Emission Norms
MOBILE & STATIONARY		
3 kW	Petrol	CPCBIV+
4 kW	Petrol	CPCBIV+
5 kW	Petrol	CPCBIV+
3.5 kVA	Diesel	CPCBIV+
5 kVA	Diesel	CPCBIV+
7.5kVA	Diesel	CPCBIV+
10 kVA	Diesel	CPCBIV+
15 kVA	Diesel	CPCBIV+
15 kVA	Ethanol	CPCBIV+
12.5 kVA	PNG	CPCBIV+
15 kVA	PNG	CPCBIV+

kVA	Fuel	Emission Norms
NATURAL GAS		
25/30 kVA	PNG	CPCBIV+
62.5 kVA	PNG	CPCBIV+
82.5 kVA	PNG	CPCBIV+
125 kVA	PNG	CPCBIV+
250 kVA	PNG	CPCBIV+
320 kVA	PNG	CPCBIV+
500 kVA	PNG	CPCBIV+

kVA	Fuel	Emission Norms	Model No.
HHP, OPTIPRIME & CUSTOM SOLUTIONS			
125 kVA	Diesel	CPCBIV+	Dual Core 4R810
250 kVA	Diesel	CPCBIV+	Dual Core 4K1080
320 kVA	Diesel	CPCBIV+	Dual Core 6K1080
400 kVA	Diesel	CPCBIV+	Dual Core 6K1080
500 kVA	Diesel	CPCBIV+	Dual Core 6K1080
500 kVA HD	Diesel	CPCBIV+	Dual Core SL90
500 kVA HD	Diesel	CPCBIV+	Quad Core 4K1080
640 kVA	Diesel	CPCBIV+	Dual Core SL90
700 kVA	Diesel	CPCBIV+	Dual Core SL90
1000/1010 kVA	Diesel	CPCBIV+/Stack	Dual Core PV6
1000/1010 kVA	Diesel	CPCBIV+/Stack	Quad Core 6K
1000/1010 kVA	PNG	CPCBIV+/Stack	Dual Core DV12
1000/1010 kVA	PNG	CPCBIV+/Stack	Quad Core DV8
2000 kVA	PNG	CPCBIV+/Stack	Quad Core DV12
1250 kVA	Diesel	CPCBIV+/Stack	Dual Core DV10
1250 kVA	Diesel	CPCBIV+/Stack	Quad Core SL90
1400 kVA	Diesel	CPCBIV+/Stack	Quad Core SL90
1500 kVA	Diesel	CPCBIV+/Stack	Dual Core DV12
2000 kVA	Diesel	CPCBIV+/Stack	Dual Core DV16
2000 kVA	Diesel	CPCBIV+/Stack	Quad Core PV6

kVA	Fuel	Emission Norms	Model No.
UHHP, OPTIPRIME & CUSTOM SOLUTIONS			
2500 kVA	Diesel	Stack	Dual Core DV16
2500 kVA	Diesel	Stack	Dual Core K12
2500 kVA	Diesel	CPCBIV+/Stack	Quad Core DV10
3000/3300 kVA	Diesel	Stack	Dual Core K12
3000 kVA	Diesel	CPCBIV+/Stack	Quad Core DV12
4000 kVA	Diesel	CPCBIV+/Stack	Octacore PV6
4000 kVA	Diesel	CPCBIV+/Stack	Octacore DV8
4000 kVA	Diesel	Stack	Quad Core DV16
5000 kVA	Diesel	Stack	Quad Core DV16
5000 kVA	Diesel	Stack	Quad Core K12
6000 / 6600 kVA	Diesel	Stack	Quad Core K12
8000 kVA	Diesel	Stack	Quad Core K12 (2026)
10000 kVA	Diesel	Stack	Quad Core K16 (2027)

Powergen HHP & Integrated Project Solutions			
2 MW / 2500 kVA	Diesel	Stack	Industrial Power Systems
4 MW / 5000 kVA	Diesel	Stack	Industrial Power Systems
6 MW / 7500 kVA	Diesel	Stack	Industrial Power Systems
8 MW / 10000 kVA	Diesel	Stack	Industrial Power Systems
10 MW / 12500 kVA	Diesel	Stack	Industrial Power Systems

KIRLOSKAR POWERGEN PRODUCT PORTFOLIO

3 kW - 10 MW / 12500 kVA

Kirloskar Powergen Advanced Manufactured Gensets

kVA	Fuel	Emission Norms	kVA	Fuel	Emission Norms
HYBRID GENSETS			ALTERNATE FUEL		
10 kVA + 4 kW	Diesel+Solar+Battery	CPCBIV+	62.5 kVA	H2: CNG	CPCBIV+
20 kVA + 8 kW	Diesel+Solar+Battery	CPCBIV+	62.5 kVA	Ethanol	CPCBIV+
30 kVA + 12 kW	Diesel+Solar+Battery	CPCBIV+	62.5 kVA	H2: Diesel	CPCBIV+
40 kVA + 16 kW	Diesel+Solar+Battery	CPCBIV+	125 kVA	H2: CNG	CPCBIV+

Kirloskar Powergen Gensets

kVA	Fuel	Emission Norms	kVA	Fuel	Emission Norms
LHP			MHP		
7.5 kVA	Diesel	CPCBIV+	320 kVA	Diesel	CPCBIV+
10 kVA	Diesel	CPCBIV+	320 kVA HD	Diesel	CPCBIV+
15 kVA	Diesel	CPCBIV+	400 kVA	Diesel	CPCBIV+
20 kVA	Diesel	CPCBIV+	500 kVA	Diesel	CPCBIV+
25 kVA	Diesel	CPCBIV+	500 kVA HD	Diesel	CPCBIV+
30 kVA	Diesel	CPCBIV+	625 kVA	Diesel	CPCBIV+
40 kVA	Diesel	CPCBIV+	625 kVA HD	Diesel	CPCBIV+
58.5 kVA	Diesel	CPCBIV+	750 kVA	Diesel	CPCBIV+
82 kVA	Diesel	CPCBIV+	HHP		
125 kVA	Diesel	CPCBIV+	1010 kVA	Diesel	Stack
160 kVA	Diesel	CPCBIV+	1250 kVA	Diesel	Stack
200 kVA	Diesel	CPCBIV+	1250 kVA	Diesel	Stack
200 kVA HD	Diesel	CPCBIV+	1500/1650 kVA	Diesel	Stack
250 kVA	Diesel	CPCBIV+	2000 kVA	Diesel	Stack
			2500 kVA	Diesel	Stack

^ Tolerances Apply: # With 0.845 Specific Gravity of diesel (5% Tolerance) || \$ These weight are for handling & transportation only, ±5% tolerance apply || * Efficiency of Alternator as per standards IEC 60034-1 || ** For operation of outgoing breaker higher version of Synchronization controller is required || For Site Conditions other than standard operating conditions consult Kirloskar Oil Engines Ltd. || For Site specific layout consult Kirloskar Oil Engines Ltd to ammend the Genset alignment/configuration



SHAPING THE FUTURE.
DELIVERING POWER TO OVER 50+ COUNTRIES.

INGENIOUS DESIGN.
UNMATCHED PERFORMANCE.

KIRLOSKAR OIL ENGINES LIMITED

A Kirloskar Group Company


Regd. Office: 13, Laxmanrao Kirloskar Road,
Khadki, Pune, Maharashtra 411 003
INDIA



BETTER POWER
FOR A

limitless

T O M O R R O W



Tel: +91 (20) 2581 0341
Fax: +91 (20) 2581 3208, 2581 0209
Helpline: +91 8806 33 44 33
koel.sales@kirloskar.com

Stamp of
Authorised
Representative